





3	GI BIOTECH PRIVATE LIMITED	U24230MH2004PTC148220	Subsidiary	62.5
4	HEALTH AND WELLNESS INDIA	U85100KA2008PTC047190	Associate	47.15
5	Fermenta Biotech (UK) Limited		Subsidiary	100
6	Fermenta Biotech Limited Gml		Subsidiary	100
7	Fermenta Biotech USA LLC		Subsidiary	100
8	Fermenta USA, LLC		Subsidiary	52

#### IV. SHARE CAPITAL, DEBENTURES AND OTHER SECURITIES OF THE COMPANY

##### (i) \*SHARE CAPITAL

###### (a) Equity share capital

Particulars	Authorised capital	Issued capital	Subscribed capital	Paid up capital
Total number of equity shares	49,840,000	29,430,987	29,430,987	29,430,987
Total amount of equity shares (in Rupees)	249,200,000	147,154,935	147,154,935	147,154,935

Number of classes

1

Class of Shares	Authorised capital	Issued capital	Subscribed capital	Paid up capital
Equity shares of Rs. 5 each				
Number of equity shares	49,840,000	29,430,987	29,430,987	29,430,987
Nominal value per share (in rupees)	5	5	5	5
Total amount of equity shares (in rupees)	249,200,000	147,154,935	147,154,935	147,154,935

###### (b) Preference share capital

Particulars	Authorised capital	Issued capital	Subscribed capital	Paid-up capital
Total number of preference shares	0	0	0	0
Total amount of preference shares (in rupees)	0	0	0	0

Number of classes

0

Class of shares	Authorised capital	Issued capital	Subscribed capital	Paid up capital
Number of preference shares				
Nominal value per share (in rupees)				
Total amount of preference shares (in rupees)				

**(c) Unclassified share capital**

Particulars	Authorised Capital
Total amount of unclassified shares	800,000

**(d) Break-up of paid-up share capital**

Class of shares	Number of shares			Total nominal amount	Total Paid-up amount	Total premium
	Physical	DEMAT	Total			
<b>Equity shares</b>						
<b>At the beginning of the year</b>	358,795	29,072,192	29430987	147,154,935	147,154,935	
<b>Increase during the year</b>	0	0	0	0	0	0
i. Public Issues	0	0	0	0	0	0
ii. Rights issue	0	0	0	0	0	0
iii. Bonus issue	0	0	0	0	0	0
iv. Private Placement/ Preferential allotment	0	0	0	0	0	0
v. ESOPs	0	0	0	0	0	0
vi. Sweat equity shares allotted	0	0	0	0	0	0
vii. Conversion of Preference share	0	0	0	0	0	0
viii. Conversion of Debentures	0	0	0	0	0	0
ix. GDRs/ADRs	0	0	0	0	0	0
x. Others, specify				0	0	
NA						
<b>Decrease during the year</b>	0	0	0	0	0	0
i. Buy-back of shares	0	0	0	0	0	0
ii. Shares forfeited	0	0	0	0	0	0
iii. Reduction of share capital	0	0	0	0	0	0

iv. Others, specify				0	0	
NA						
<b>At the end of the year</b>	358,795	29,072,192	29430987	147,154,935	147,154,935	
<b>Preference shares</b>						
<b>At the beginning of the year</b>	0	0	0	0	0	
<b>Increase during the year</b>	0	0	0	0	0	0
i. Issues of shares	0	0	0	0	0	0
ii. Re-issue of forfeited shares	0	0	0	0	0	0
iii. Others, specify						
<b>Decrease during the year</b>	0	0	0	0	0	0
i. Redemption of shares	0	0	0	0	0	0
ii. Shares forfeited	0	0	0	0	0	0
iii. Reduction of share capital	0	0	0	0	0	0
iv. Others, specify						
<b>At the end of the year</b>	0	0	0	0	0	

ISIN of the equity shares of the company

INE225B01021

(ii) Details of stock split/consolidation during the year (for each class of shares)

0

Class of shares		(i)	(ii)	(iii)
Before split / Consolidation	Number of shares			
	Face value per share			
After split / Consolidation	Number of shares			
	Face value per share			

**(iii) Details of shares/Debentures Transfers since closure date of last financial year (or in the case of the first return at any time since the incorporation of the company) \***

Nil

[Details being provided in a CD/Digital Media]

Yes  No  Not Applicable

Separate sheet attached for details of transfers

Yes  No

Note: In case list of transfer exceeds 10, option for submission as a separate sheet attachment or submission in a CD/Digital Media may be shown.

Date of the previous annual general meeting	<input style="width: 95%;" type="text"/>
---	--

Date of registration of transfer (Date Month Year)	<input style="width: 95%;" type="text"/>
--	--

Type of transfer	<input style="width: 95%;" type="text"/>	1 - Equity, 2- Preference Shares,3 - Debentures, 4 - Stock
------------------	--	--

Number of Shares/ Debentures/ Units Transferred	<input style="width: 95%;" type="text"/>	Amount per Share/ Debenture/Unit (in Rs.)	<input style="width: 95%;" type="text"/>
---	--	---	--

Ledger Folio of Transferor	<input style="width: 95%;" type="text"/>
----------------------------	--

Transferor's Name	<input style="width: 95%;" type="text"/>	<input style="width: 95%;" type="text"/>	<input style="width: 95%;" type="text"/>
	Surname	middle name	first name

Ledger Folio of Transferee	<input style="width: 95%;" type="text"/>
----------------------------	--

Transferee's Name	<input style="width: 95%;" type="text"/>	<input style="width: 95%;" type="text"/>	<input style="width: 95%;" type="text"/>
	Surname	middle name	first name

Date of registration of transfer (Date Month Year)	<input style="width: 95%;" type="text"/>
--	--

Type of transfer	<input style="width: 95%;" type="text"/>	1 - Equity, 2- Preference Shares,3 - Debentures, 4 - Stock
------------------	--	--

Number of Shares/ Debentures/ Units Transferred	<input style="width: 95%;" type="text"/>	Amount per Share/ Debenture/Unit (in Rs.)	<input style="width: 95%;" type="text"/>
---	--	---	--

Ledger Folio of Transferor		<input type="text"/>	
Transferor's Name	<input type="text"/>	<input type="text"/>	<input type="text"/>
	Surname	middle name	first name
Ledger Folio of Transferee		<input type="text"/>	
Transferee's Name	<input type="text"/>	<input type="text"/>	<input type="text"/>
	Surname	middle name	first name

**(iv) \*Debentures (Outstanding as at the end of financial year)**

Particulars	Number of units	Nominal value per unit	Total value
Non-convertible debentures	0		0
Partly convertible debentures	0		0
Fully convertible debentures	0		0
<b>Total</b>			0

**Details of debentures**

Class of debentures	Outstanding as at the beginning of the year	Increase during the year	Decrease during the year	Outstanding as at the end of the year
<b>Non-convertible debentures</b>	0	0	0	0
<b>Partly convertible debentures</b>	0	0	0	0
<b>Fully convertible debentures</b>	0	0	0	0

**(v) Securities (other than shares and debentures)**

0

Type of Securities	Number of Securities	Nominal Value of each Unit	Total Nominal Value	Paid up Value of each Unit	Total Paid up Value
<b>Total</b>	<input type="text"/>		<input type="text"/>		<input type="text"/>

**V. \*Turnover and net worth of the company (as defined in the Companies Act, 2013)**

**(i) Turnover**

3,289,205,000

**(ii) Net worth of the Company**

3,340,709,000

**VI. (a) \*SHARE HOLDING PATTERN - Promoters**

S. No.	Category	Equity		Preference	
		Number of shares	Percentage	Number of shares	Percentage
1.	Individual/Hindu Undivided Family				
	(i) Indian	2,461,074	8.36	0	
	(ii) Non-resident Indian (NRI)	0	0	0	
	(iii) Foreign national (other than NRI)	0	0	0	
2.	Government				
	(i) Central Government	0	0	0	
	(ii) State Government	0	0	0	
	(iii) Government companies	0	0	0	
3.	Insurance companies	0	0	0	
4.	Banks	0	0	0	
5.	Financial institutions	0	0	0	
6.	Foreign institutional investors	0	0	0	
7.	Mutual funds	0	0	0	
8.	Venture capital	0	0	0	
9.	Body corporate (not mentioned above)	15,075,318	51.22	0	
10.	Others NA	0	0	0	
	<b>Total</b>	17,536,392	59.58	0	0

**Total number of shareholders (promoters)**

2

**(b) \*SHARE HOLDING PATTERN - Public/Other than promoters**

S. No.	Category	Equity		Preference	
		Number of shares	Percentage	Number of shares	Percentage



1.	Individual/Hindu Undivided Family				
	(i) Indian	10,229,217	34.76	0	
	(ii) Non-resident Indian (NRI)	362,953	1.23	0	
	(iii) Foreign national (other than NRI)	0	0	0	
2.	Government				
	(i) Central Government	0	0	0	
	(ii) State Government	0	0	0	
	(iii) Government companies	0	0	0	
3.	Insurance companies	0	0	0	
4.	Banks	120	0	0	
5.	Financial institutions	0	0	0	
6.	Foreign institutional investors	0	0	0	
7.	Mutual funds	98	0	0	
8.	Venture capital	0	0	0	
9.	Body corporate (not mentioned above)	565,490	1.92	0	
10.	Others Fermenta Biotech Limited E	736,717	2.5	0	
	<b>Total</b>	11,894,595	40.41	0	0

**Total number of shareholders (other than promoters)**

17,316

**Total number of shareholders (Promoters+Public/  
Other than promoters)**

17,318

**VII. \*NUMBER OF PROMOTERS, MEMBERS, DEBENTURE HOLDERS  
(Details, Promoters, Members (other than promoters), Debenture holders)**

Details	At the beginning of the year	At the end of the year
Promoters	2	2
Members (other than promoters)	17,910	17,316
Debenture holders	0	0







## VIII. DETAILS OF DIRECTORS AND KEY MANAGERIAL PERSONNEL

### (A) \*Composition of Board of Directors

Category	Number of directors at the beginning of the year		Number of directors at the end of the year		Percentage of shares held by directors as at the end of year	
	Executive	Non-executive	Executive	Non-executive	Executive	Non-executive
<b>A. Promoter</b>	1	0	1	0	8.36	0
<b>B. Non-Promoter</b>	3	5	3	6	1.82	2.04
(i) Non-Independent	3	1	3	1	1.82	2.02
(ii) Independent	0	4	0	5	0	0.02
<b>C. Nominee Directors representing</b>	0	0	0	0	0	0
(i) Banks & FIs	0	0	0	0	0	0
(ii) Investing institutions	0	0	0	0	0	0
(iii) Government	0	0	0	0	0	0
(iv) Small share holders	0	0	0	0	0	0
(v) Others	0	0	0	0	0	0
Total	4	5	4	6	10.18	2.04

Number of Directors and Key managerial personnel (who is not director) as on the financial year end date 12

### (B) (i) \*Details of directors and Key managerial personnel as on the closure of financial year

Name	DIN/PAN	Designation	Number of equity share(s) held	Date of cessation (after closure of financial year : If any)
KRISHNA DATLA VAS/ 	00003247	Whole-time director	2,461,074	
SATISH VARMA AZAD 	00003255	Whole-time director	23,160	
VINAYAK MANOHAR H 	00004635	Director	0	
RAJESHWARI DATLA	00046864	Director	595,818	
GOPAKUMAR GOPAL/ 	00092637	Director	6,000	
ANUPAMA DATLA DES 	00217027	Whole-time director	513,792	
SANJAY BUCH RAMAK 	00391436	Director	0	

Name	DIN/PAN	Designation	Number of equity share(s) held	Date of cessation (after closure of financial year : If any)
PRAMOD KASAT	00819790	Director	0	
RAJASHRI SANTOSH	07058128	Director	0	
PRASHANT PRABHAK	09165447	Managing Director	0	
SUMESH NARENDRA	ADWPG5616K	CFO	0	
SRIKANT NATH SHARI	AIUPS3976R	Company Secretar	0	

**(ii) Particulars of change in director(s) and Key managerial personnel during the year**

1

Name	DIN/PAN	Designation at the beginning / during the financial year	Date of appointment/ change in designation/ cessation	Nature of change (Appointment/ Change in designation/ Cessation)
PRAMOD KASAT	00819790	Director	30/05/2022	Appointment

**IX. MEETINGS OF MEMBERS/CLASS OF MEMBERS/BOARD/COMMITTEES OF THE BOARD OF DIRECTORS**

**A. MEMBERS/CLASS /REQUISITIONED/NCLT/COURT CONVENED MEETINGS**

Number of meetings held

2

Type of meeting	Date of meeting	Total Number of Members entitled to attend meeting	Attendance	
			Number of members attended	% of total shareholding
Court Convened Meeting	02/09/2022	17,802	53	22.29
Annual General Meeting	12/08/2022	17,858	58	20.52

**B. BOARD MEETINGS**

\*Number of meetings held

5

S. No.	Date of meeting	Total Number of directors associated as on the date of meeting	Attendance	
			Number of directors attended	% of attendance
1	10/05/2022	9	9	100
2	30/05/2022	10	8	80
3	12/08/2022	10	10	100
4	11/11/2022	10	10	100

S. No.	Date of meeting	Total Number of directors associated as on the date of meeting	Attendance	
			Number of directors attended	% of attendance
5	10/02/2023	10	10	100

### C. COMMITTEE MEETINGS

Number of meetings held

14

S. No.	Type of meeting	Date of meeting	Total Number of Members as on the date of the meeting	Attendance	
				Number of members attended	% of attendance
1	Audit Committee	10/05/2022	4	4	100
2	Audit Committee	30/05/2022	4	4	100
3	Audit Committee	12/08/2022	4	4	100
4	Audit Committee	11/11/2022	4	4	100
5	Audit Committee	10/02/2023	4	4	100
6	Nomination and Remuneration	30/05/2022	3	3	100
7	Nomination and Remuneration	12/08/2022	3	3	100
8	Corporate Social Responsibility	30/05/2022	5	5	100
9	Stakeholders	30/05/2022	4	4	100
10	Stakeholders	12/08/2022	4	4	100

### D. \*ATTENDANCE OF DIRECTORS

S. No.	Name of the director	Board Meetings			Committee Meetings			Whether attended AGM held on
		Number of Meetings which director was entitled to attend	Number of Meetings attended	% of attendance	Number of Meetings which director was entitled to attend	Number of Meetings attended	% of attendance	
1	KRISHNA DA	5	5	100	5	5	100	
2	SATISH VARMA	5	5	100	5	5	100	
3	VINAYAK MAHAJAN	5	5	100	5	5	100	
4	RAJESHWAR	5	5	100	5	5	100	
5	GOPAKUMAR	5	5	100	5	5	100	

6	ANUPAMA DA	5	5	100	5	4	80	
7	SANJAY BUC	5	5	100	5	5	100	
8	PRAMOD KAS	4	4	100	4	4	100	
9	RAJASHRI SA	5	5	100	5	5	100	
10	PRASHANT P	5	5	100	5	4	80	

**X. \*REMUNERATION OF DIRECTORS AND KEY MANAGERIAL PERSONNEL**

Nil

Number of Managing Director, Whole-time Directors and/or Manager whose remuneration details to be entered

4

S. No.	Name	Designation	Gross Salary	Commission	Stock Option/ Sweat equity	Others	Total Amount
1	Mr. Krishna Datla	Executive Vice-C +	19,754,000	0	0	3,692,955	23,446,955
2	Mr. Satish Varma	Executive Direct +	13,395,000	0	0	3,427,559	16,822,559
3	Ms. Anupama Datla	Executive Direct +	9,820,000	0	0	2,289,865	12,109,865
4	Mr. Prashant Nagre	Managing Direct +	15,953,134	0	0	1,818,374	17,771,508
	Total		58,922,134	0	0	11,228,753	70,150,887

Number of CEO, CFO and Company secretary whose remuneration details to be entered

2

S. No.	Name	Designation	Gross Salary	Commission	Stock Option/ Sweat equity	Others	Total Amount
1	Mr. Sumesh Gandh +	CFO	9,122,221	0	0	576,826	9,699,047
2	Mr. Srikant N Sharn +	CS	6,238,819	0	0	408,729	6,647,548
	Total		15,361,040	0	0	985,555	16,346,595

Number of other directors whose remuneration details to be entered

6

S. No.	Name	Designation	Gross Salary	Commission	Stock Option/ Sweat equity	Others	Total Amount
1	SANJAY BUCH	Independent Dir +	0	0	0	820,000	820,000
2	VINAYAK MANOHA +	Independent Dir +	0	0	0	820,000	820,000
3	GOPAKUMAR GOF +	Independent Dir +	0	0	0	780,000	780,000
4	RAJESHWARI DAT +	Non-Executive [ ] +	0	0	0	750,000	750,000
5	RAJASHRI SANTO +	Independent Dir +	0	0	0	500,000	500,000

S. No.	Name	Designation	Gross Salary	Commission	Stock Option/ Sweat equity	Others	Total Amount
6	PRAMOD KASAT	Independent	0	0	0	400,000	400,000
	Total		0	0	0	4,070,000	4,070,000

**XI. MATTERS RELATED TO CERTIFICATION OF COMPLIANCES AND DISCLOSURES**

\* A. Whether the company has made compliances and disclosures in respect of applicable provisions of the Companies Act, 2013 during the year  Yes  No

B. If No, give reasons/observations

**XII. PENALTY AND PUNISHMENT - DETAILS THEREOF**

(A) DETAILS OF PENALTIES / PUNISHMENT IMPOSED ON COMPANY/DIRECTORS /OFFICERS  Nil

Name of the company/ directors/ officers	Name of the court/ concerned Authority	Date of Order	Name of the Act and section under which penalised / punished	Details of penalty/ punishment	Details of appeal (if any) including present status

(B) DETAILS OF COMPOUNDING OF OFFENCES  Nil

Name of the company/ directors/ officers	Name of the court/ concerned Authority	Date of Order	Name of the Act and section under which offence committed	Particulars of offence	Amount of compounding (in Rupees)

**XIII. Whether complete list of shareholders, debenture holders has been enclosed as an attachment**

Yes  No

**XIV. COMPLIANCE OF SUB-SECTION (2) OF SECTION 92, IN CASE OF LISTED COMPANIES**

In case of a listed company or a company having paid up share capital of Ten Crore rupees or more or turnover of Fifty Crore rupees or more, details of company secretary in whole time practice certifying the annual return in Form MGT-8.

Name

Whether associate or fellow

Associate  Fellow

Certificate of practice number

**I/We certify that:**

- (a) The return states the facts, as they stood on the date of the closure of the financial year aforesaid correctly and adequately.
- (b) Unless otherwise expressly stated to the contrary elsewhere in this Return, the Company has complied with all the provisions of the Act during the financial year.

**Declaration**

I am Authorised by the Board of Directors of the company vide resolution no. ..  dated

(DD/MM/YYYY) to sign this form and declare that all the requirements of the Companies Act, 2013 and the rules made thereunder in respect of the subject matter of this form and matters incidental thereto have been complied with. I further declare that:

- 1. Whatever is stated in this form and in the attachments thereto is true, correct and complete and no information material to the subject matter of this form has been suppressed or concealed and is as per the original records maintained by the company.
- 2. All the required attachments have been completely and legibly attached to this form.

**Note: Attention is also drawn to the provisions of Section 447, section 448 and 449 of the Companies Act, 2013 which provide for punishment for fraud, punishment for false statement and punishment for false evidence respectively.**

**To be digitally signed by**

Director

DIN of the director

**To be digitally signed by**

- Company Secretary
- Company secretary in practice

Membership number

Certificate of practice number

**Attachments**

- 1. List of share holders, debenture holders
- 2. Approval letter for extension of AGM;
- 3. Copy of MGT-8;
- 4. Optional Attachment(s), if any

**List of attachments**

**This eForm has been taken on file maintained by the Registrar of Companies through electronic mode and on the basis of statement of correctness given by the company**

