

Fermenta Biotech Limited (formerly known as DIL Limited)

CIN: L99999MH1951PLC008485

Regd. Office: A - 1501, Thane One, DIL Complex, Ghodbunder Road, Majiwade, Thane (W) - 400 610, Maharashtra, India.

Tel. : +91-22-6798 0888 Fax. : +91-22-6798 0899

Email : info@fermentabiotech.com, Website. : www.fermentabiotech.com



Ref: F.No.:49

June 9, 2020

**Corporate Relations
BSE Limited,
Phiroze Jeejeebhoy Towers,
Dalal Street, Fort,
Mumbai – 400 001**

Dear Sir,

Sub.: Intimation of Revised Investor Relations Presentation

Ref: Scrip Code: 506414

With reference and further to our intimation dated June 8, 2020 filed with BSE Limited regarding 'Intimation of Investor Related Presentation' we wish to inform you that inadvertently there was a typographical error on page number 24 of the Investor Presentation titled as *Vitamin D3 500 Animal Feed Price Trend* where the *Min of Low for 2019* was shown as Euro 37.00 **whereas it should read as Euro 12.50.**

We regret the inconvenience caused and hereby enclose a revised copy of Investor Relations Presentation for June 2020 for your information.

The said Investor Presentation is also available on Company's website at www.fermentabiotech.com

Kindly take the same on records.

Thanking you,

Yours faithfully,

for **FERMENTA BIOTECH LIMITED**
[Formerly known as DIL LIMITED]

Srikant N Sharma

Company Secretary

CS Membership No: F3617

A-1501, Thane One, DIL Complex, Ghodbunder Road, Majiwade, Thane (W) 400610

Encl: As above

Factory : Village Takoli, P.O. Nagwain,
Dist. Mandi - 175 121, Himachal Pradesh, India.
Tel. : +91-1905-287246 / 48 / 49
Fax: +91-1905-287250
Email: info@fermentabiotech.com
Website: www.fermentabiotech.com

Factory : Z - 109 B & C, SEZ II, Dahej,
Taluka - Vagara, Dist: Bharuch - 392 130,
Gujarat, India.
Tel. : +91-2641-291440 / 444
Email: info@fermentabiotech.com
Website: www.fermentabiotech.com



FERMENTA BIOTECH LIMITED

Investor Presentation | June 2020



Only manufacturer of
Vitamin D3 in India



Amongst top 3 manufacturers
of Vitamin D3 globally



Global Presence in
50+ countries



Proprietary technology to
manufacture Vitamin D3



50 Years of Vitamin D3
manufacturing experience



2 Manufacturing Plants
registered with US-FDA (FFRM)



DSIR approved
R&D facility



8 new patents filed



Big 4 Statutory Auditor with
Deloitte



300+ clients across
the globe



Backward integrated



High Return Ratios

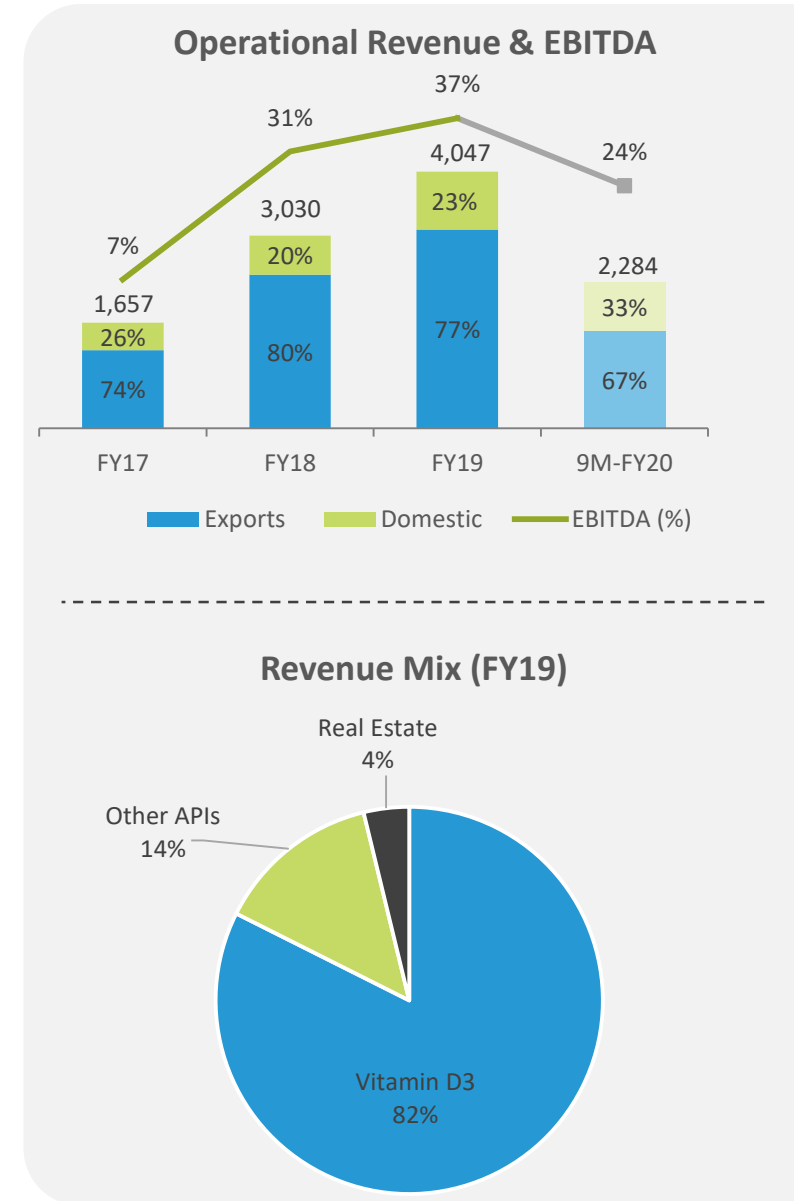
Company Overview



- Fermenta Biotech Limited (FBL) (Erstwhile DIL Ltd.) incorporated in 1951 by Dr. DVK Raju, is engaged in development and manufacturing of pharmaceuticals, biotechnology and environmental solutions used across various industries.
- On September 26, 2019, NCLT approved amalgamation of DIL & FBL which consolidated FBL's leadership capabilities backed by DIL's large asset base.
- With a rich history of six decades FBL has evolved as a key global player in manufacturing of Vitamin D3 in all its formats.
- FBL manufactures a range of Vitamin D3 variants having an optimal mix between human and animal feed products which have applications across multiple sectors like:

- | | |
|--|-----------------|
| 1. Pharmaceuticals | 4. Animal feed |
| 2. Dietary and nutritional supplements | 5. Veterinary |
| 3. Food and beverage fortification | 6. Rodenticides |

- The company is also involved in manufacturing of APIs for muscle relaxant and anti-flatulent applications.
- FBL delivers innovative enzymes used in manufacturing of antibiotics and involved in environmental solutions used for waste water treatment and management.
- The company also has legacy properties at Thane and Worli in Mumbai for which it realizes significant rental income.





Mr. Sanjay Buch - Chairman (Independent Director)

- He holds a Bachelors Degree in Economics and Law and has over two decades of experience in wide spectrum of legal work.
- Currently, he is partner at Crawford Bayley & Co.
- An advocate and solicitor, specializing in business restructuring, mergers and acquisitions and is a member of various committees of the Board of Directors of the Company.



Mr. Krishna Datla (Promoter & Managing Director)

- A Commerce Graduate from Mumbai University having around 20 years of experience in the industry
- A progressive thinker responsible for the decision making process and overseeing new businesses of the Company. He has infused a strong sense of global vision thereby opening the opportunities across International markets.



Mr. Satish Varma (Executive Director)

- In 1994, he joined the DIL group as the Executive Assistant to the then Managing Director. In this role he garnered extensive operational, management and legal experience across the full scope of the company. In 2003 he joined the Board of Directors of FBL.
- In addition to his Executive Board duties, he is also a member of the Stakeholder Relationship Committee.



Ms. Anupama Datla (Executive Director)

- She is a post-graduate in Biotechnology from the Mumbai University and a Science Graduate from the Boston College, USA.
- Joined FBL in 2006 and went on to join the board in 2007 as the Executive Director. She has taken executive leadership in R&D, quality control, and implementing safety policies and procedures across the organization.
- She is the author of various patents within the group, is in charge of introducing and implementing new technology platforms into the company and also spearheads the new business development.



Ms. Rajeshwari Datla (Non-Executive Director)

- A Science graduate having a rich experience in the Pharmaceutical Industry. She joined the board in 2005 as an additional director.



Mr. Vinayak Hajare (Non-Executive Director)

- Qualified Masters degree holder in Financial management from Jamnalal Bajaj Institute of Management Studies. He has over three decades of work experience in areas such as Investment Banking and Corporate Finance. He has served as an Associate Director at Ernst and Young and has held several senior positions in companies like Caylor Bank, Credit Lyonnais, and Lazard India.



Dr. Gopakumar Nair (Non-Executive Director)

- He has a Ph.D from National Chemical Laboratory (NCL), Diploma in Management & Patent Law and is Law graduate (LL.B) from Mumbai University.
- Is an Intellectual Property Rights Consultant and practicing Patent Attorney. He is also a practicing lawyer specialising in Mediation and Arbitration as well as in licensing and technology transfer. Further, has been associated with pharmaceutical industry for more than four decades as Director, Managing Director & Chairman of various public limited pharmaceutical companies



Ms. Rajshree Ojha (Additional Independent Executive Director)

- Has over 28 years of experience in pharmaceutical industry including in R&D analytical development, technical/CMC documentation QC-QA-QM, regulatory compliance, and registration & marketing approvals globally.
- She has published many articles and research papers in reputed national and International Journals, she has also been awarded with various leadership awards. She is also an Adjunct Professor at KLE University, Mysore, and an Expert Member of Global Compliance Panel-DE.



India Pharma Awards 2018

Excellence in CSR Excellence in Export Promotion Pharma International Excellence



Chief Strategy Officer Summit & Awards 2020



Business Excellence Awards 2019




Hindustan Times Thane Ratna Award 2020



Best Business Brands 2020



Zee Business Growth Forum
May 2019



Forbes

Fermenta Biotech: Lucre in sheep's clothing

By Naini Thaker | Aug 22, 2019

While extracting Vitamin D3 from wool has been its mainstay, the firm is looking to move beyond its niche and expand into biotechnology



Forbes India issue dated 30th
August 2019



TUESDAY, AUGUST 20, 2019



Prashant Nagre,
CEO, Fermenta
Biotech

Managing in a VUCA World

Creating shared value in a VUCA world
ensures business continuity

In a world wrought with the VUCA parameters, here is how to create shared value and ensure business continuity:

Volatility: In a state of dynamic instability such as price fluctuations, it is imperative to make the following investments that match the risk of rapid changes:

- Devote time and resources to preparedness – stockpile inventory
- Use data analytics to minimize the unpredictability

Uncertainty: A lack of clarity for the future, like a potential competitor's entry into the market, can be dealt in the ways below:

- Maintain flexibility in your strategy
- Invest in information such as primary research and market reports

Complexity: Making sense of the multitude of variables, such as a new geography with unfamiliar regulatory norms, can be done by acquiring know-how through internal and external sources:

- Bring in specialists in your human capital
- Collaborate with partners who know the environment

Ambiguity: In cases when precedents are unknown or incident-like when launching a new product outside your core competency in emerging markets, navigate through the fog by:

- Setting incremental and clear goals for employees
- Being open to new and divergent ideas

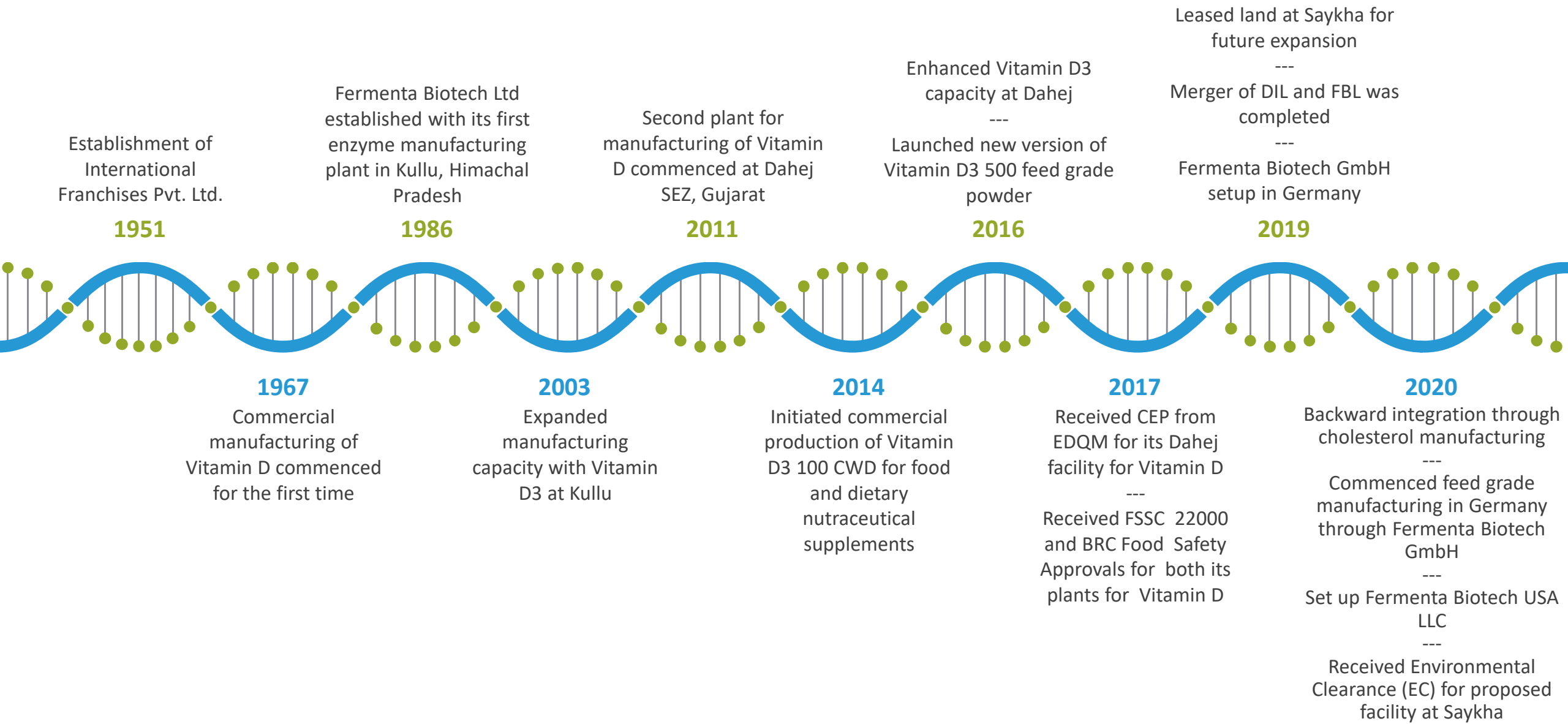
Whatever the state your business is in, maintaining clear communication with all stakeholders is the key to sustainable growth.

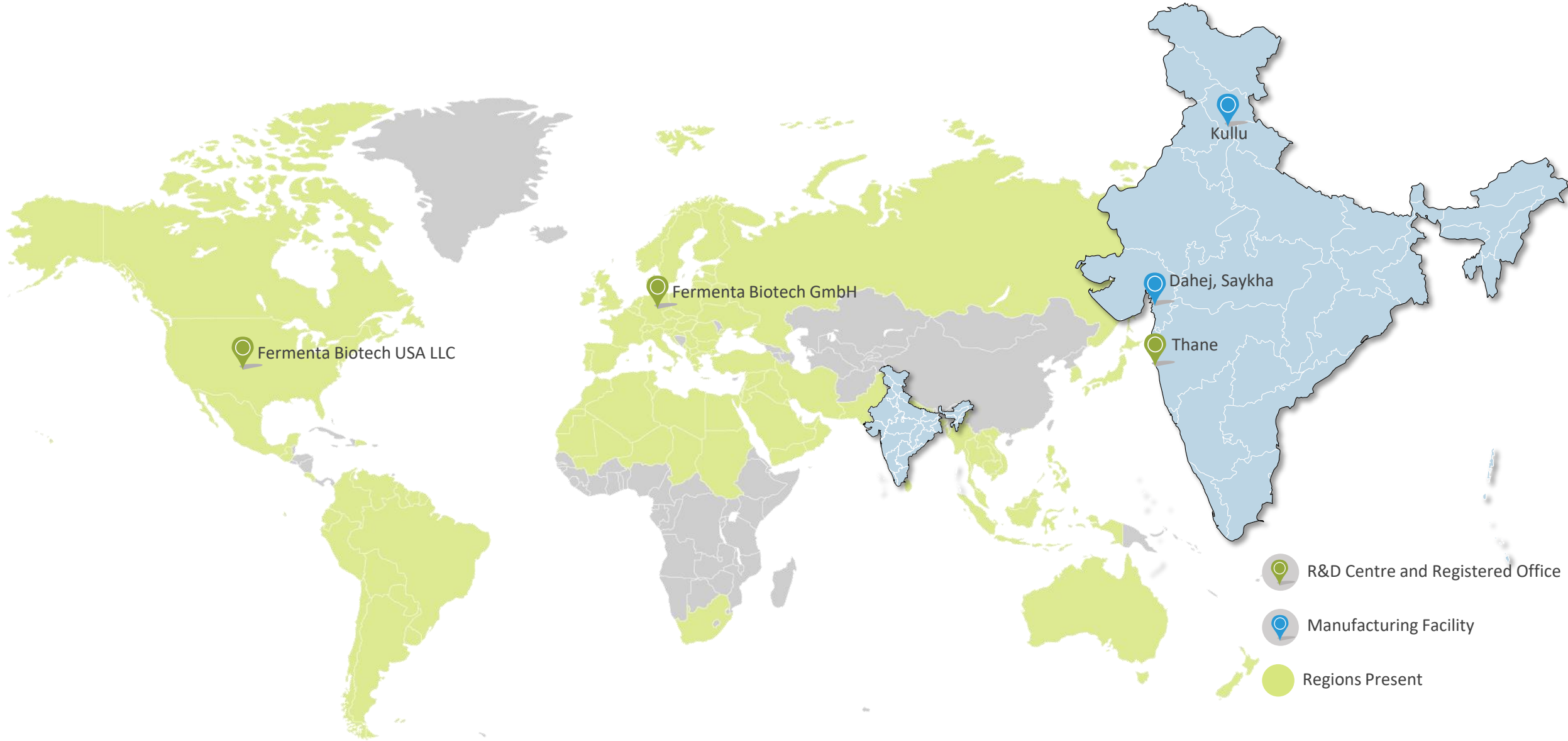
Economic Times supplement
dated 20th August 2019



ET Now interview telecast on its morning
prime time show on 6th January 2020







Kullu (Himachal Pradesh)

- Set up the Biotech plant in 1987 to manufacture Penicillin G Amidase and Acylase enzyme. A new bulk drug division in 2004 to manufacture various APIs like Vitamin D3, Phenyramidol HCl and Silicon Powder.
- This plant is certified by HALAL, KOSHER, Vegetarian Society Certificate, American Vegetarian Association Certificate, BRC, FSSC, FSMA, HACCP, USFDA etc.



Dahej (Gujarat) – Vitamin D3

- Established a dedicated green field manufacturing facility in 2011 to primarily manufacture Vitamin D3.
- This plant is certified WHO-GMP, FAMI-QS, HALAL, KOSHER, HACCP, BRC, FSSC, FSMA etc.

Dahej (Gujarat) – Backward Integration for Cholesterol

- Cholesterol is the key raw material for manufacturing of Vitamin D3, which is derived from wool grease (by-product of sheep wool scouring).
- In 2019, FBL implemented backward integration for manufacturing cholesterol which will cover 100% requirements.



Accreditations & Certifications*



*Accreditations & Certifications are products / site specific



R&D

- Modern, fully equipped, DSIR approved Research & Development facility complemented by highly skilled and committed scientists.

- Providing integrated solutions, processes and products for Biotech and Active Pharmaceutical Ingredients (API)

- API R&D, combined with expertise on photochemistry, chromatography and multi-step process development skills

- Biotech R&D has got wide experience in the areas of bacterial fermentation, enzyme expression, immobilization platforms and process development in various enzymatic applications

- Dedicated formulation development lab which currently focuses on solutions for various value-added formats for the nutritional and personal care portfolio



Driven by the Discover, Develop & Deliver philosophy



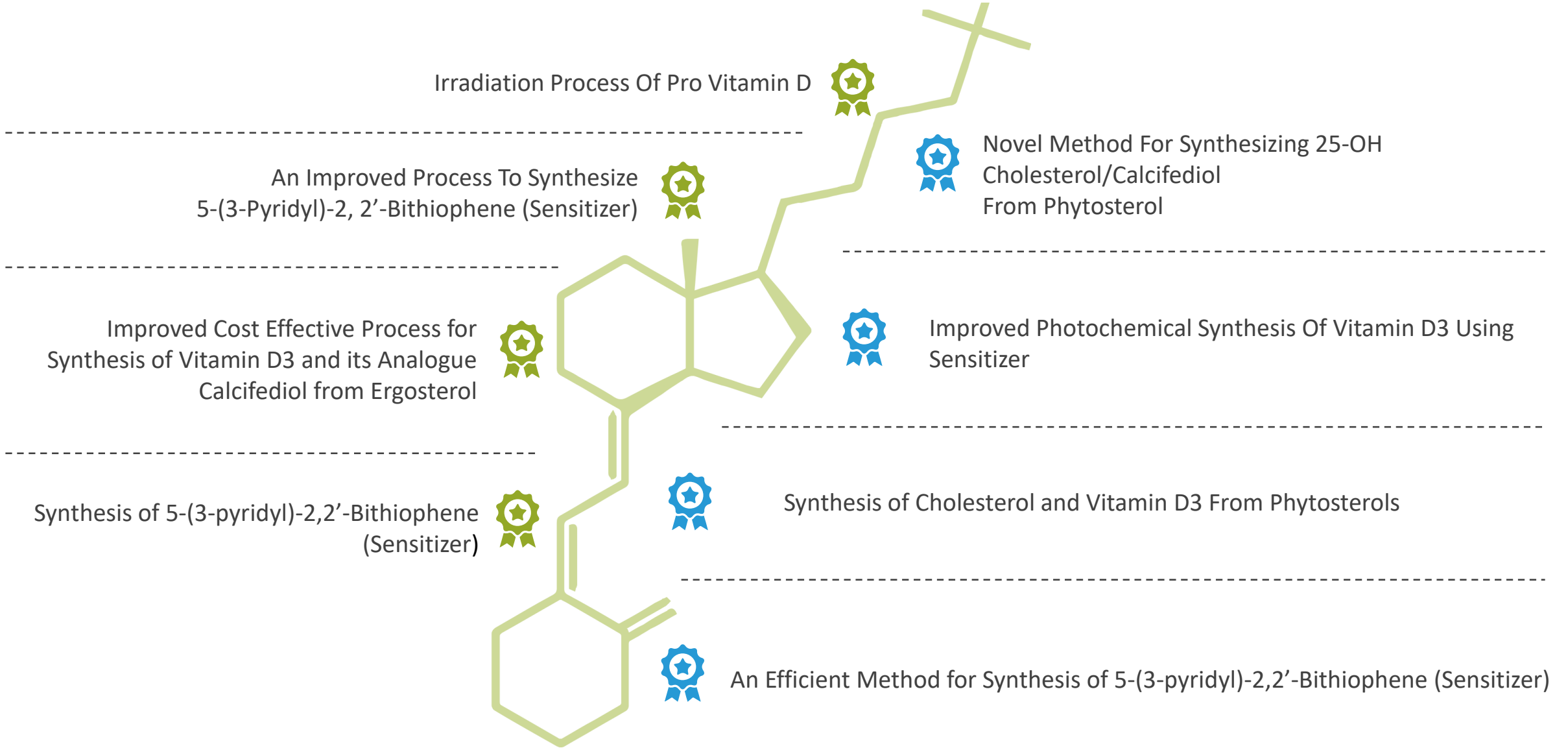
Quality




- Quality Assurance: Responsible for implementing quality systems, regulatory audits (national and international including customer and GMP) and releasing all manufactured products

- Regulatory Affairs: Ensures compliance with national and international regulatory requirements

- Quality Control: Responsible for all analysis, from analytical support to validations



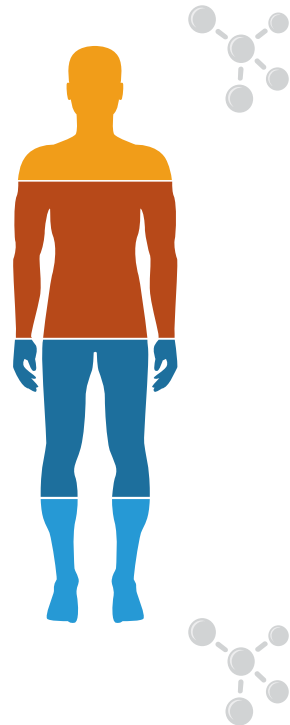


BUSINESS OVERVIEW



About Vitamin D3

- Vitamin D3 (Cholecalciferol) is a fat-soluble vitamin, responsible for calcium absorption in the body.
- Vitamin D3 is produced by the body when skin is exposed to UV-B rays from the sun. Vitamin D can also be obtained from dietary sources.
- 80-90% of the Indian population¹, and over 1 billion people worldwide², suffer from low Vitamin D levels – due to an indoors lifestyle and poor diet.

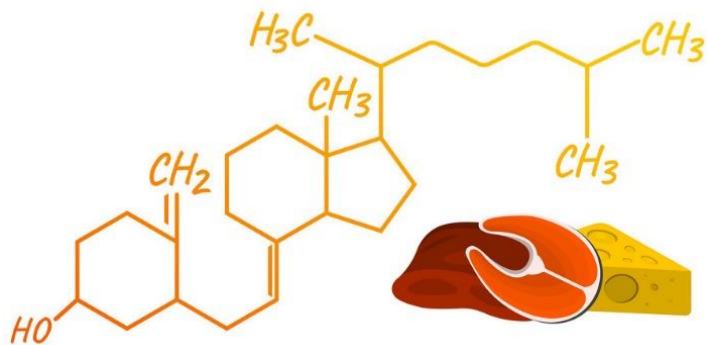



For Humans

- Vitamin D has been linked to a multitude of health benefits such as general health and wellbeing, bone and mental health as well as management and prevention of certain lifestyle disorders such as diabetes and cardiovascular disease.
- Vitamin D has also been shown to play an important role in immunity and protection against respiratory infections.³
- Recent research has suggested that Vitamin D supplementation may reduce the risk of COVID-19 complications. Citing Vitamin D as a potent immune-modifying micronutrient, studies have advocated supplementation and called on governments to increase recommended levels.^{6,7,8}

For Animals

- Vitamin D has been seen to improve bone strength and density as well as fertility. It has the potential to enhance yield and quality of milk, meat and eggs.^{4,5}

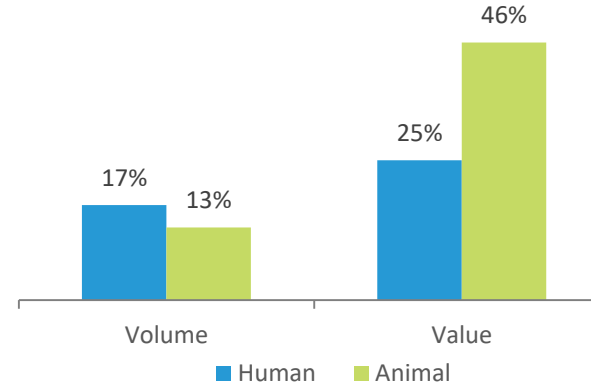


References:

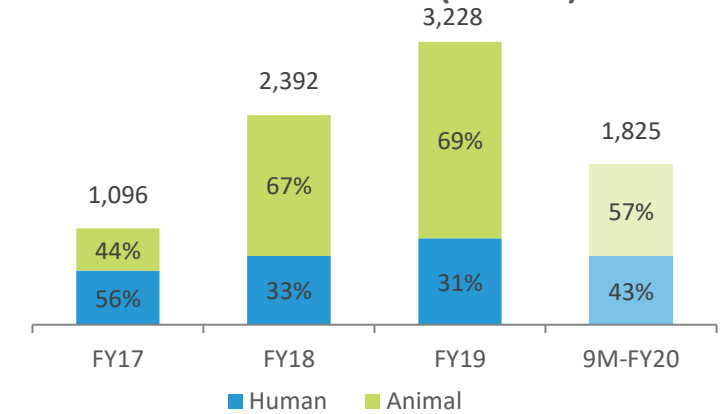
1. J Family Med Prim Care. 2018;7(2):324–330.
2. J Pharmacol Pharmacother. 2012;3(2):118–126.
3. Mayo Clin Proc. 2013;88(7):720–755.
4. J Dairy Sci. 1974 Sep;57(9):985-91.
5. Poult Sci. 1995 Dec;74(12):1919-34.
6. Aliment Pharmacol Ther, 51: 1434-1437., April 2020
7. TILDA, Irish Medical Journal, April 2020
8. Nutrients. 2020;12(4):988., April 2020

- FBL is a leader in manufacturing Vitamin D3, and has the distinction of being the only organization in India to manufacture Vitamin D3
- The company has a Non-China dependent supply chain.

CAGR Growth FY15 to FY19



Vitamin D3 Revenue (INR Mn)



Unique

One of three CEP-certified companies worldwide



Pioneering

Use of proprietary technology to manufacture Vitamin D3 API



Knowledge Capital

50+ years of experience and the proficiency in manufacturing Vitamin D3 with a base of over 300+ customers



Scale

It is among the top three producers of Vitamin D3 API in the world



One Stop Shop

It manufactures Vitamin D3 for various applications (human and veterinary healthcare, animal feed)



Integrated

Superior quality and cost effectiveness from backward integrated manufacturing operations

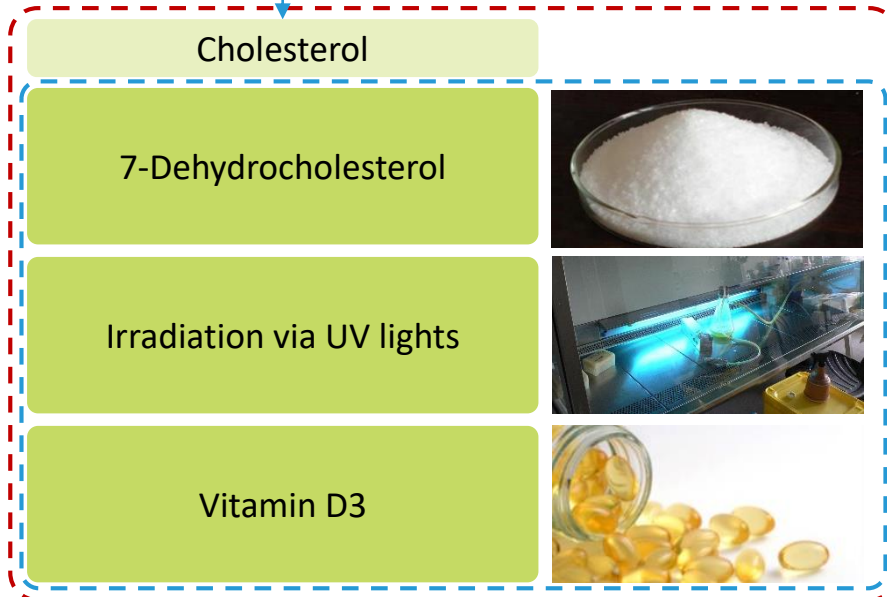
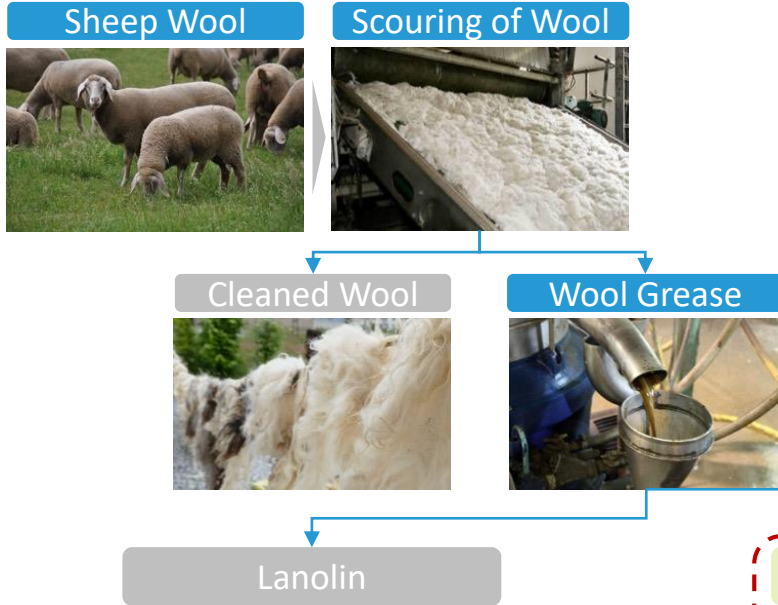


Standardized

Products and manufacturing facilities certified by various global health regulatory like US-FDA (FFRM), American Vegetarian Association, FAMI-QS, WHO-GMP etc.

Manufacturing Process and Applications

Manufacturing Process



--- Currently processing to manufacture Vitamin D3 from cholesterol

- - - Further backward integration to manufacture cholesterol

Vitamin D3 Applications



Active Pharmaceutical Ingredients (APIs)

- For over 25 years, the Company is a trusted and reliable source of Phenyramidol HCl (muscle relaxant) & Silicon Powder (anti-flatulent) APIs



Environmental Solutions

- FBL's Environmental Solutions provide unique advantages in waste water treatment and management through integrated biotechnology.



Biotechnology

- FBL is a pioneering developer of immobilized enzyme catalysts which has transformed the way the antibiotics are manufactured.



Real Estate

- 45 Acres of freehold land at Takawe, Pune
- ~10,000 sq. ft. leased area at Worli, Mumbai
- ~200,000 sq. ft. leasable area in Thane One
- 6 Acres of freehold land at Thane One
- Approximate market value of real estate is ~500 Cr
- Real estate lease rentals help sufficiently service the real estate debt



Expanding Our Nutraceutical Basket

- From single Vitamin D3 to multi-vitamin, the company aims to widen its nutraceuticals ingredients basket within the next 5 years
- Developing new technologies enabling FBL to get into value-added ingredients, improving stability, bioavailability and scalability
- In this journey, the company is exploring inorganic opportunities as well
- Distribution network already built for catering to an expanded nutraceutical basket

Single-vitamin to multi-vitamin

Aim to broaden vitamin product bouquet to be more palatable to customers

Multi-vitamins to Nutraceuticals

Target initially by penetrating functional food and nutraceutical supplements. Further strategically adding core nutraceuticals for tackling common health problems and adding medical nutraceuticals for infant feeding, chronic ailments, boosting immunity, etc.

Customer Segments



Infants



Childhood & Adolescence



Adulthood



Elderly

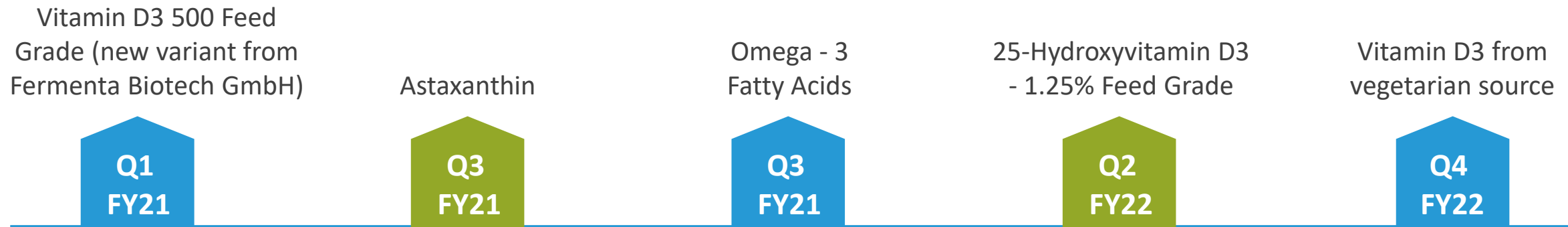
Nutraceutical Product Pipeline



Vitamin D3 and its various formats for
Pharmaceuticals
Dietary & Nutritional Supplements
Food
Feed
Veterinary Science
Rodenticide

Variants of Fat soluble vitamins
Vitamin A
Vitamin E
Vitamin D2
Vitamin K

Other Nutraceuticals
Smart Minerals
Novel Anti-oxidants
Pre and Pro - Biotics
Customized Premixes



New Product Launch Timeline

Growth Drivers

Internal Factors

- Strong manufacturing capabilities with enhanced capacity utilizations to meet YoY production targets
- Enhancing control and reduced dependence by backward integration
- Sales footprint in 50+ countries spread across the globe
- Expanding into value added formats of vitamins like A, E, D2, manufacturing Vitamin K and further focus on development of smart minerals, novel anti-oxidants, pre and pro-biotics, customized premixes etc.
- Setting up plant at Sayakha, Gujarat for enhancing nutraceutical portfolio.

External Factors

- Increased prescription market for Vitamin D3 formulations
- Growing need for applications in the form of tablets, capsules and syrups
- Government guidelines related to use of Vitamin D in food fortification
- Significant portion of global population is Vitamin D deficient or insufficient
- Understanding of Vitamin D benefits has moved beyond bone & joint health to management of lifestyle disorder as well as general health, wellbeing and immunity



- **Enhanced Focus** – Exiting of non-core business activities and laying long term emphasis on expanding the Nutraceutical business.
- **Capital Allocation Plans** – All future capital allocation will be focused towards Nutraceuticals business.
- **Real Estate Business** – The company is looking to monetize these assets at appropriate valuations and there are no plans to infuse any further capital in real estate.
- **Debt** – The company has a long term debt of approximate INR 150 Cr each with a low average cost of debt at ~ 7% pa. Over 50% of the long term debt is towards the real estate business where the lease rentals are self sufficient enough to take care of the principal repayment and interest.
- **Focus to reduce working capital** – The company's increase in working capital in FY19 was primarily due to the increased inventory levels. This was a strategic move to secure key raw material requirements. Going ahead the working capital requirement is expected to significantly reduce post completion of backward integration project.
- **Dividend Policy** – The company strives to have a prudent dividend policy with a healthy balance between shareholders' returns and organizational requirement for future growth.



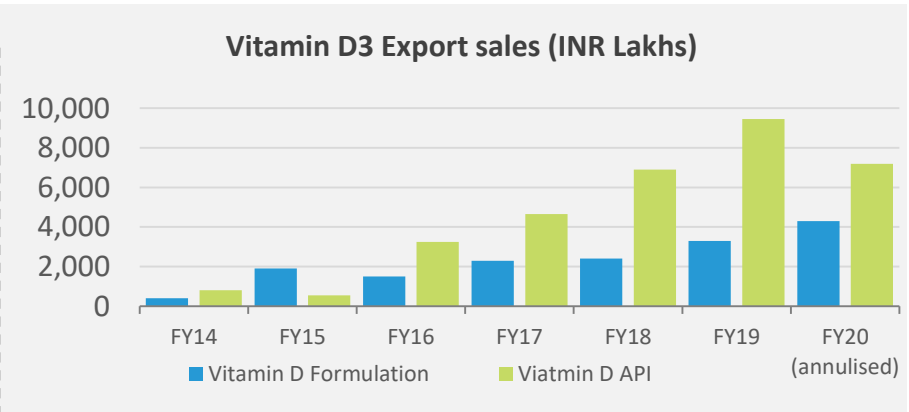
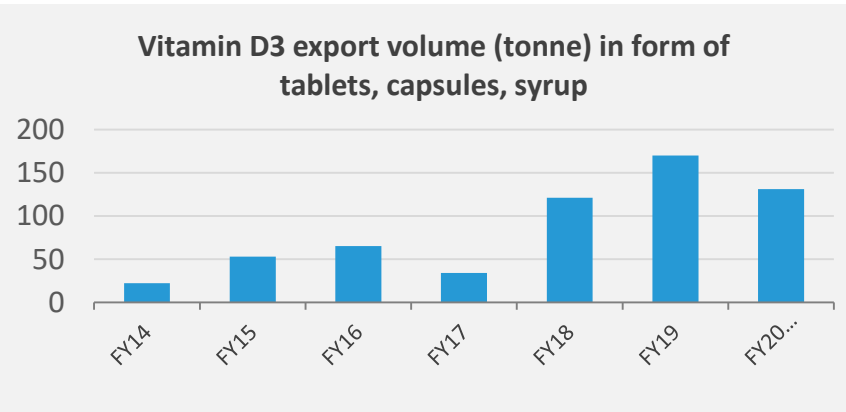
INDUSTRY OVERVIEW

Vitamin D Industry

- The Vitamin D market is estimated to account for about USD 1.1 billion in 2019 and is projected to reach a value of nearly USD 1.7 billion by 2025, growing at a CAGR of 7.0% from 2019 to 2025.
- Around the world 1 in 3 women and 1 in 5 men over the age of 50 will suffer an osteoporotic fracture. In fact, a bone will break every 3 seconds because of this disease. Osteoporotic fractures are a result of osteoporosis, a condition in which the bones become more fragile due to bone deterioration or low bone mass.
- Numerous studies across various regions of India indicate that approximately 70-90% of apparently healthy population is Vitamin D deficient.
- According to the 2019 Alltech Global Feed Survey, Asia Pacific is home to several of the top 10 feed-producing countries, including China, India, and Japan; and accounted for more than 36.0% of the world's feed tonnage. China dominated as the top feed-producing country in the world, with 187.9 million metric tons (207.1 million tons).
- Data shows the Vitamin D3 market saw an 80.5 per cent jump from 2014 levels, whereas the Vitamin D combinations products market size witnessed a 141.5 per cent jump.

Market size of vitamins and CAGR			
	MAT Value July 2014 (INR Bn)	MAT Value July 2018 (INR Bn)	5-year value CAGR (%)
Vitamin D3 market size	2.98	5.38	15.9
Overall market of vitamins	39.28	58.08	8.14

Market shares of vitamin segment	
Vitamin sub-segment	Market share in overall vitamin segment (%)
Multivitamins + Minerals	22.28
Vitamin D3	9.27
Plain Vitamin B Complex	5.45



Top Vitamin D3 Brands		
Brand	Company	Market share (%)
Uprise D3	Alkem Laboratories	12.17
Calcirol	Cadila Pharma	11.49
Arachitol	Abbott India	6.06
Depura	Sanofi	5.19
D3 Must	Mankind Pharma	4.93

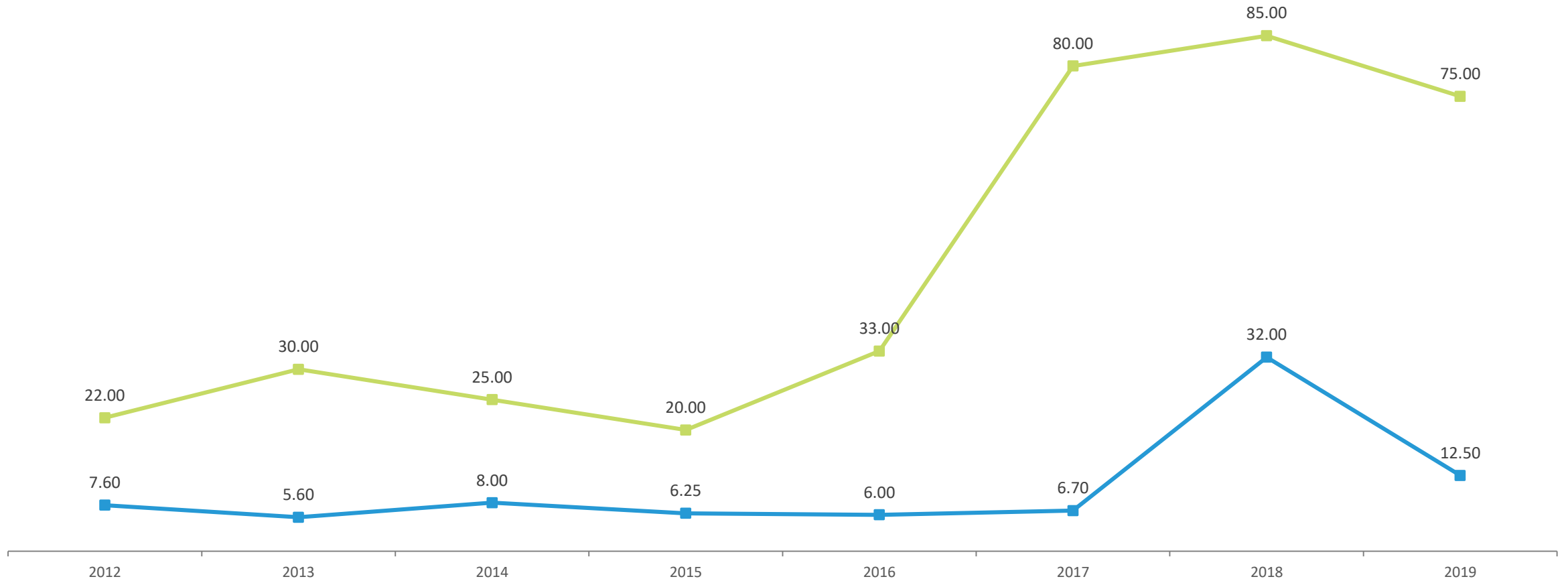
Source: marketsandmarkets, iofbonehealth.org, Business Standard, Moneycontrol

Vitamin D3 500 Animal Feed Price Trend



Vitamin D3 500 Price Trend Euro/Kg

Min of Low Max of High



Source: feedinfo.com

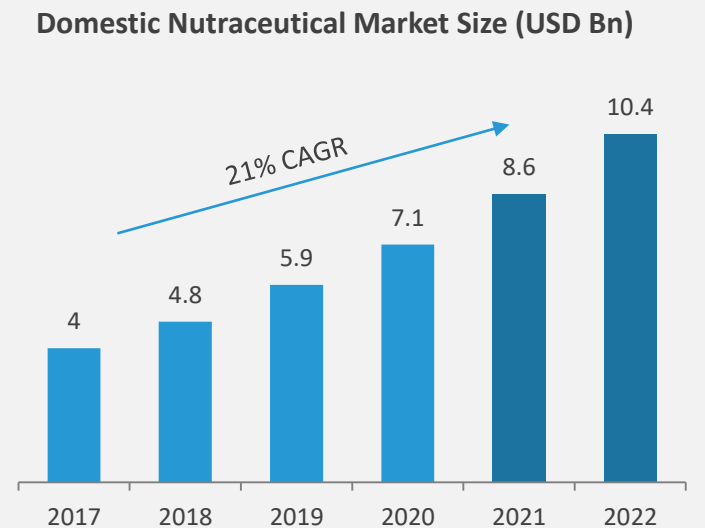
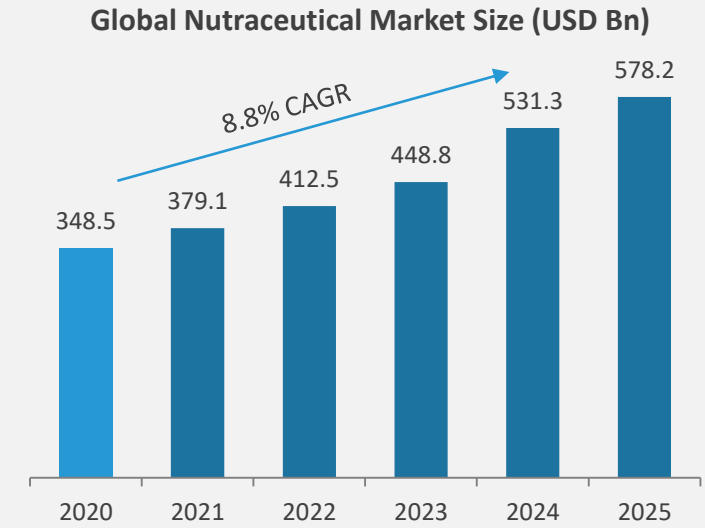
Fermenta Biotech Limited

Nutraceutical Industry



- The USA, Japan and Europe account for more than 90% of the total global nutraceutical market.
- North America nutraceuticals market is a mature market and is likely to progress at a CAGR of over 7.8% from 2016 to 2024. Increasing utilization of functional food and beverages by the baby boomer population in North America is expected to augment market growth.
- Central & South America accounted for a market share of 7.2% in 2016 and is projected to ascend at a CAGR of 9.0% from 2017 to 2025 in terms of revenue owing to growing demand for nutraceuticals in Brazil.
- Dietary supplements segment is expected to ascend at a CAGR of over 9.7% from 2017 to 2025 on account of rising product demand from Brazil, China, India, South Korea, Poland, and Mexico.
- Focus of nutraceutical players is now shifting towards developing economies, especially those across Asia Pacific, including India.
- In 2017, the Indian market held only 2% market share of the global nutraceutical market and its estimated valuation stands at around \$5 billion as of 2019. It is expected to reach \$11 billion by 2023, increasing at a CAGR of 21%. By 2023, India is also expected to hold at least 3.5% market share of the global market.
- Asia Pacific is predicted to ascend at the fastest CAGR of 9.9% over the forecast period on account of rapid growth of the market in China, Japan, and India.

Source: Business Standard, ASSOCHAM Nutraceuticals Report 2018



AL GROWTH

Manufacturing digitizing
Science Innovation

22.10

24.78

FINANCIAL OVERVIEW

2023

2022

2021

2020

2019

2018

2017

2016

2015

2014

2013

2012

2011

2010

2009

2008

2007

2006

2005

2004

2003

2002

2001

2000

1999

1998

1997

1996

1995

1994

1993

1992

1991

1990

1989

1988

1987

1986

1985

1984

1983

1982

1981

1980

1979

1978

1977

1976

1975

1974

1973

1972

1971

1970

1969

1968

1967

1966

1965

1964

1963

1962

1961

1960

1959

1958

1957

1956

1955

1954

1953

1952

1951

1950

1949

1948

1947

1946

1945

1944

1943

1942

1941

1940

1939

1938

1937

1936

1935

1934

1933

1932

1931

1930

1929

1928

1927

1926

1925

1924

1923

1922

1921

1920

1919

1918

1917

1916

1915

1914

1913

1912

1911

1910

1909

1908

1907

1906

Historical Consolidated Income Statement (Ind-AS)



PARTICULARS (INR Mn)	FY17	FY18	FY19	9M-FY20
Operational Revenue	1,657	3,030	4,047	2,284
Total Expenses	1,537	2,100	2,558	1,726
EBITDA	120	930	1,489	558
EBITDA Margin (%)	7.24%	30.69%	36.79%	24.43%
Other Income	28	89	124	97
Depreciation	103	123	119	110
Finance Cost	100	136	207	152
PBT	(55)	760	1,287	393
Tax	27	212	108	(171)
PAT before Associates & Joint Venture	(82)	548	1,179	564
Share of Loss of Associates & Joint Venture	(4)	(85)	(4)	-
PAT	(86)	463	1,175	564
PAT Margins (%)	NA	15.28%	29.03%	24.69%
Other Comprehensive Income	16	-	(15)	1
Total Comprehensive Income	(70)	463	1,160	565
Diluted EPS (INR)	(49.82)	36.75	40.70*	19.47

*Adjusted EPS post bonus issue in the proportion of 2:1

Consolidated Balance Sheet (Ind-AS)

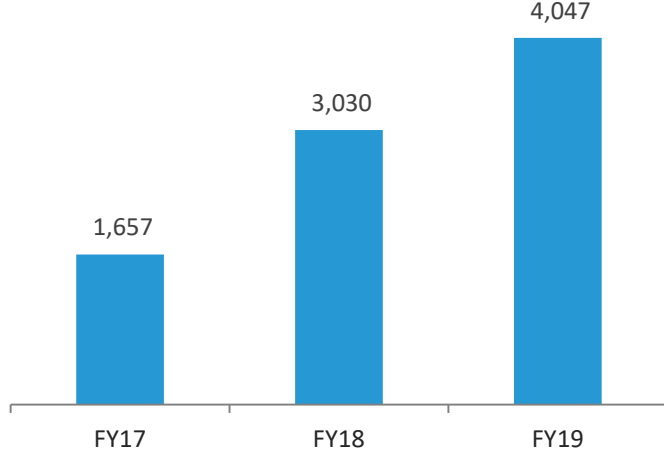


PARTICULARS (INR Mn)	FY18	FY19	H1-FY20	PARTICULARS (INR Mn)	FY18	FY19	H1-FY20
Equity	1,354	2,506	2,988	Assets			
a) Equity share capital	23	46	46	Non-current Assets	2,023	2,556	3,084
b) Share Pending issuance	-	2	2	a) Property, plant and equipment	906	973	996
c) Other equity	1,221	2,458	2,940	b) Capital work-in-progress	25	207	501
d) Non-controlling interests	110	0.1	0.1	c) Right of use assets	-	-	147
				d) Investment property	805	738	726
Liabilities				e) Goodwill	41	41	41
Non-current liabilities	1,456	1,447	1,321	f) Other intangible assets	21	23	22
a) Financial liabilities				g) Intangible assets under development	10	9	23
i) Borrowings	1,354	1,352	1,187	h) Investments			
ii) Lease liabilities	-	-	38	i) Investments in associates	12	-	-
iii) Other financial liabilities	36	19	14	ii) Investments in joint ventures	-	-	-
b) Provisions	27	63	71	i) Financial assets			
c) Deferred tax liabilities (Net)	22	-	-	i) Investments	1	6	6
d) Other non-current liabilities	17	13	11	ii) Share application money	79	60	62
				iii) Loans	4	3	-
Current Liabilities	1,036	1,559	2,000	iv) Others financial assets	48	46	37
a) Financial liabilities				j) Deferred tax assets (Net)	0	193	353
i) Borrowings	299	602	897	k) Non-current tax assets (Net)	11	33	101
ii) Lease liabilities	-	-	4	l) Other non-current assets	60	224	69
iii) Trade payables	401	427	426	Current Assets	1,823	2,956	3,225
iv) Other financial liabilities	233	425	619	a) Inventories	512	877	1074
b) Provisions	5	5	5	b) Financial assets			
c) Other current liabilities	60	49	46	i) Investments	11	11	11
d) Current tax liabilities (Net)	38	51	3	ii) Trade receivables	687	655	569
				iii) Cash and cash equivalents	324	408	503
				iv) Bank balances other than (iii) above	2	504	480
				v) Loans	1	118	175
				vi) Other financial assets	9	26	26
				c) Other current assets	277	357	387
TOTAL EQUITY AND LIABILITIES	3,846	5,512	6,309	TOTAL ASSETS	3,846	5,512	6,309

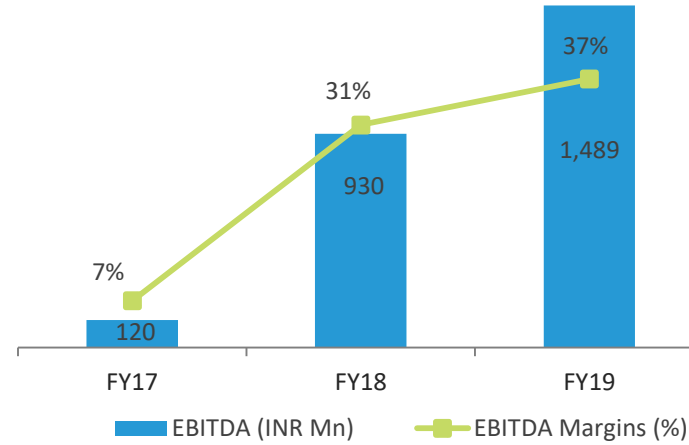
Historical Consolidated Financial Highlights



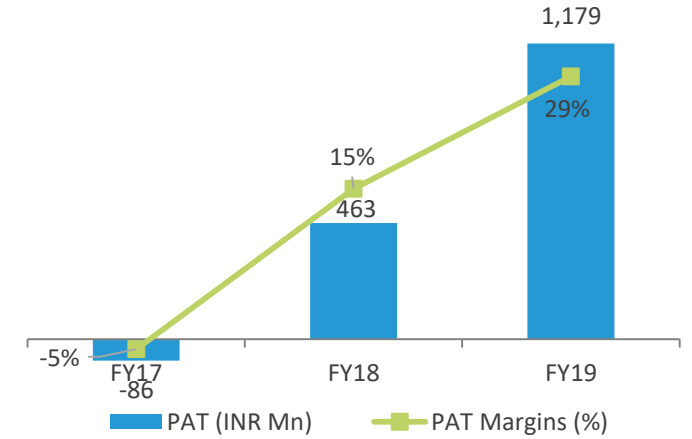
Operational Revenue (INR Mn)



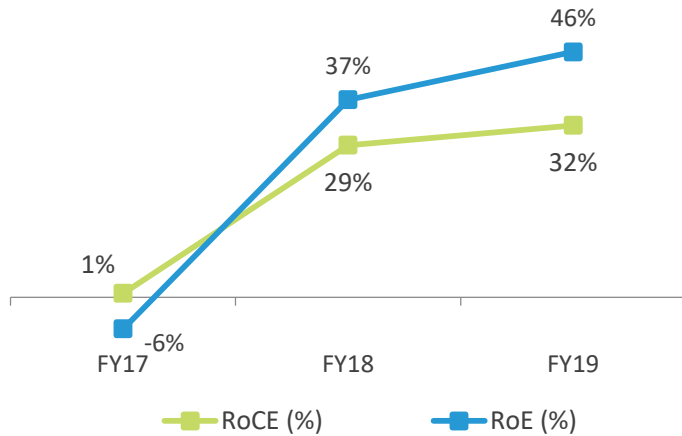
EBITDA (INR Mn) & EBITDA Margins (%)



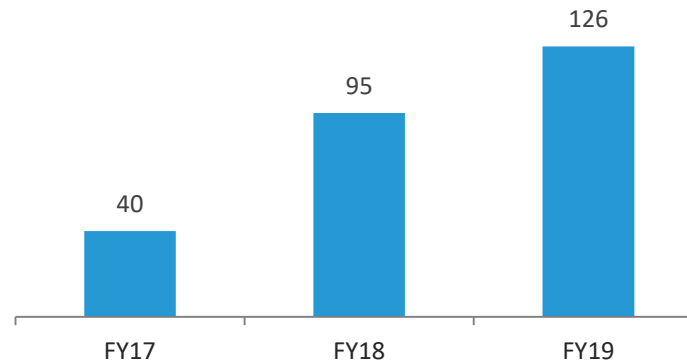
PAT (INR Mn) & PAT Margins (%)



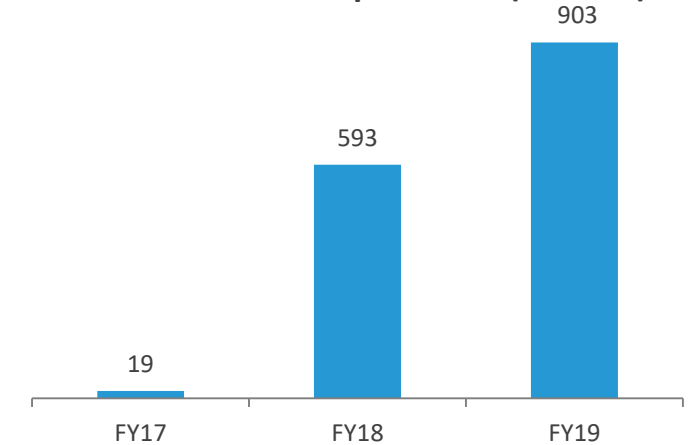
RoCE & RoE (%)



Working Capital Days



Cash Flow from Operations (INR Mn)



No representation or warranty, express or implied, is made as to, and no reliance should be placed on, the fairness, accuracy, completeness or correctness of the information or opinions contained in this presentation. Such information and opinions are in all events not current after the date of this presentation. Certain statements made in this presentation may not be based on historical information or facts and may be "forward looking statements" based on the currently held beliefs and assumptions of the management Fermenta Biotech Limited ("Company" or "FBL"), which are expressed in good faith and in their opinion reasonable, including those relating to the Company's general business plans and strategy, its future financial condition and growth prospects and future developments in its industry and its competitive and regulatory environment.

Forward-looking statements involve known and unknown risks, uncertainties and other factors, which may cause the actual results, financial condition, performance or achievements of the Company or industry results to differ materially from the results, financial condition, performance or achievements expressed or implied by such forward-looking statements, including future changes or developments in the Company's business, its competitive environment and political, economic, legal and social conditions. Further, past performance is not necessarily indicative of future results. Given these risks, uncertainties and other factors, viewers of this presentation are cautioned not to place undue reliance on these forward-looking statements. The Company disclaims any obligation to update these forward-looking statements to reflect future events or developments.

This presentation is for general information purposes only, without regard to any specific objectives, financial situations or informational needs of any particular person. This presentation does not constitute an offer or invitation to purchase or subscribe for any securities in any jurisdiction, including the United States. No part of it should form the basis of or be relied upon in connection with any investment decision or any contract or commitment to purchase or subscribe for any securities. None of our securities may be offered or sold in the United States, without registration under the U.S. Securities Act of 1933, as amended, or pursuant to an exemption from registration there from.

This presentation is confidential and may not be copied or disseminated, in whole or in part, and in any manner.

Valorem Advisors Disclaimer:

Valorem Advisors is an Independent Investor Relations Management Service company. This Presentation has been prepared by Valorem Advisors based on information and data which the Company considers reliable, but Valorem Advisors and the Company makes no representation or warranty, express or implied, whatsoever, and no reliance shall be placed on, the truth, accuracy, completeness, fairness and reasonableness of the contents of this Presentation. This Presentation may not be all inclusive and may not contain all of the information that you may consider material. Any liability in respect of the contents of, or any omission from, this Presentation is expressly excluded. Valorem Advisors also hereby certifies that the directors or employees of Valorem Advisors do not own any stock in personal or company capacity of the Company under review.



For further information please contact our Investor Relations Representatives:

Mr. Anuj Sonpal

Valorem Advisors

Tel: +91-22-4903-9500

Email: fermenta@valoremadvisors.com